

TriCare Annerley Aged Care Pty. Ltd.

ABN 93 605 597 126

Annual Report - 30 June 2022

TriCare Annerley Aged Care Pty. Ltd.
Directors' report
30 June 2022

The Directors present their report, together with the financial statements, on the Company for the year ended 30 June 2022.

Directors

The following persons were Directors of the Company during the whole of the financial year and up to the date of this report, unless otherwise stated:

Peter Joseph O'Shea
Margaret Mary Priestley (as alternate for PJ O'Shea)

The Directors have many years of experience within the aged care industry and the Verthun Group of companies. The Directors also acts in an executive capacity within the Verthun Group of companies.

The Directors hold meetings throughout the year in an executive capacity.

Principal activities

During the financial year the principal continuing activities of the Company consisted of:

- Aged care licensee and operator.

No significant other change in the nature of these activities occurred during the year.

Dividends

Dividends payable during the financial year were as follows:

	2022	2021
	\$	\$
Final dividend payable for the year ended 30 June 2022: Declared on 30 June 2022 of 56,576,850 cents per ordinary share	<u>1,131,537</u>	<u>-</u>

Review of operations

The profit for the Company after providing for income tax amounted to \$48,757 (30 June 2021: \$302,135).

The net assets of the Company have decreased by \$1,082,780 from 30 June 2021 to 30 June 2022, which was mainly attributable to the dividends declared during the financial year.

A review of operations showed that refundable accommodation deposits increased by \$660,597 (2021: \$351,053 decrease) during the year and proceeds from related party loans were \$476,703 (2021: \$10,746 proceeds of loans).

Significant changes in the state of affairs

There were no significant changes in the state of affairs of the Company during the financial year.

Matters subsequent to the end of the financial year

No matter or circumstance has arisen since 30 June 2022 that has significantly affected, or may significantly affect the Company's operations, the results of those operations, or the Company's state of affairs in future financial years.

Likely developments and expected results of operations

Information on likely developments in the operations of the Company and the expected results of operations have not been included in this report because the Directors believe it would be likely to result in unreasonable prejudice to the Company.

Environmental regulation

The Company is not subject to any significant environmental regulation under Australian Commonwealth or State law.

Shares under option

There were no unissued ordinary shares of the Company under option outstanding at the date of this report.

Shares issued on the exercise of options

There were no ordinary shares of the Company issued on the exercise of options during the year ended 30 June 2022 and up to the date of this report.

Indemnity and insurance of officers

No indemnities have been given or insurance premiums paid, during or since the end of the financial year for any person who is or has been an officer of the Company with the exception of the following matters:

The Company has paid premiums to insure all the Directors of the Verthun Group of companies against liabilities for costs and expenses incurred by them in defending any legal proceedings arising out of their conduct while acting in the capacity of Director of the Company, other than conduct involving a wilful breach of duty in relation to the Company. The amount of the premium was \$40,324 (2021: \$27,468).

Indemnity and insurance of auditor

The Company has not, during or since the end of the financial year, indemnified or agreed to indemnify the auditor of the Company or any related entity against a liability incurred by the auditor.

During the financial year, the Company has not paid a premium in respect of a contract to insure the auditor of the Company or any related entity.

Proceedings on behalf of the Company

No person has applied to the Court under section 237 of the Corporations Act 2001 for leave to bring proceedings on behalf of the Company, or to intervene in any proceedings to which the Company is a party for the purpose of taking responsibility on behalf of the Company for all or part of those proceedings.


The Company was not a party to any such proceedings during the year.

Auditor's independence declaration

A copy of the auditor's independence declaration as required under section 307C of the Corporations Act 2001 is set out immediately after this Directors' report.

This report is made in accordance with a resolution of Directors, pursuant to section 298(2)(a) of the Corporations Act 2001.

On behalf of the Directors



Peter Joseph O'Shea
Director

21 October 2022

**Auditor's Independence Declaration under section 307C of the
*Corporations Act 2001***

To the Directors of TriCare Annerley Aged Care Pty. Ltd.

I declare that, to the best of my knowledge and belief, during the year ended 30 June 2022 there have been no contraventions of:

- (i) the auditor independence requirements as set out in the *Corporations Act 2001* in relation to the audit; and
- (ii) any applicable code of professional conduct in relation to the audit.

Nexia Brisbane Audit Pty Ltd

Nexia Brisbane Audit Pty Ltd



Ann-Maree Robertson
Director

Date: 21 October 2022

Nexia Brisbane Audit Pty Ltd
Registered Audit Company 299289
Level 28, 10 Eagle Street
Brisbane QLD 4000
GPO Box 1189
Brisbane QLD 4001
p +61 7 3229 2022
f +61 7 3229 3277
e email@nexiabrisbane.com.au
w nexia.com.au

Nexia Brisbane Audit Pty Ltd (ABN 49 115 261 722) is a firm of Chartered Accountants. It is affiliated with, but independent from Nexia Australia Pty Ltd. Nexia Australia Pty Ltd is a member of Nexia International, a leading, global network of independent accounting and consulting firms. For more information please see www.nexia.com.au/legal. Neither Nexia International nor Nexia Australia Pty Ltd provide services to clients.

Liability limited under a scheme approved under Professional Standards Legislation.

TriCare Annerley Aged Care Pty. Ltd.
Contents
30 June 2022

Statement of profit or loss and other comprehensive income	5
Statement of financial position	6
Statement of changes in equity	7
Statement of cash flows	8
Notes to the financial statements	9
Directors' declaration	24
Independent auditor's report to the members of TriCare Annerley Aged Care Pty. Ltd.	25

General information

The financial statements cover TriCare Annerley Aged Care Pty. Ltd. as an individual entity. The financial statements are presented in Australian dollars, which is TriCare Annerley Aged Care Pty. Ltd.'s functional and presentation currency.

TriCare Annerley Aged Care Pty. Ltd. is a company limited by shares, incorporated and domiciled in Australia. Its registered office and principal place of business are:

Registered office

250 Newnham Road
Mt Gravatt Qld 4122

Principal place of business

Annerley Aged Care Residence
421 Annerley Road
Annerley Qld 4103

A description of the nature of the Company's operations and its principal activities are included in the Directors' report, which is not part of the financial statements.

The financial statements were authorised for issue, in accordance with a resolution of Directors, on 21 October 2022. The Directors have the power to amend and reissue the financial statements.

TriCare Annerley Aged Care Pty. Ltd.
Statement of profit or loss and other comprehensive income
For the year ended 30 June 2022

	Note	2022 \$	2021 \$
Total revenue	3	5,730,721	4,995,887
Other income	4	115,579	83,461
Expenses			
Employee benefits expense		(3,300,979)	(3,037,279)
Depreciation and amortisation expense		(296,390)	(392,289)
Residents expenses		(373,618)	(310,438)
Occupancy expenses		(617,680)	(249,131)
Other expenses		(132,724)	(103,914)
Administration fee		(909,600)	(316,800)
Finance costs	5	(146,256)	(199,340)
Profit before income tax expense		69,053	470,157
Income tax expense	6	(20,296)	(168,022)
Profit after income tax expense for the year attributable to the members of TriCare Annerley Aged Care Pty. Ltd.	17	48,757	302,135
Other comprehensive income for the year, net of tax		-	-
Total comprehensive income for the year attributable to the members of TriCare Annerley Aged Care Pty. Ltd.		<u>48,757</u>	<u>302,135</u>

The above statement of profit or loss and other comprehensive income should be read in conjunction with the accompanying notes

TriCare Annerley Aged Care Pty. Ltd.
Statement of financial position
As at 30 June 2022

	Note	2022 \$	2021 \$
Assets			
Current assets			
Cash and cash equivalents	7	1,059,530	505
Trade and other receivables	8	1,676,884	1,377,637
Other current assets	9	-	3,922
Total current assets		<u>2,736,414</u>	<u>1,382,064</u>
Non-current assets			
Investments	10	-	1,841,710
Financial assets	11	1,011,240	-
Deferred tax assets	6	138,533	132,990
Right of use assets	12	889,169	1,569,156
Total non-current assets		<u>2,038,942</u>	<u>3,543,856</u>
Total assets		<u>4,775,356</u>	<u>4,925,920</u>
Liabilities			
Current liabilities			
Trade and other payables	13	3,302,168	1,628,363
Provisions	14	432,598	428,648
Lease liabilities	15	308,343	386,425
Total current liabilities		<u>4,043,109</u>	<u>2,443,436</u>
Non-current liabilities			
Trade and other payables	13	-	58,018
Provisions	14	14,149	20,283
Lease liabilities	15	669,341	1,272,646
Total non-current liabilities		<u>683,490</u>	<u>1,350,947</u>
Total liabilities		<u>4,726,599</u>	<u>3,794,383</u>
Net assets		<u>48,757</u>	<u>1,131,537</u>
Equity			
Issued capital	16	2	2
Retained earnings	17	48,755	1,131,535
Total equity		<u>48,757</u>	<u>1,131,537</u>

The above statement of financial position should be read in conjunction with the accompanying notes

TriCare Annerley Aged Care Pty. Ltd.
Statement of changes in equity
For the year ended 30 June 2022

	Issued capital \$	Retained earnings \$	Total equity \$
Balance at 1 July 2020	2	829,400	829,402
Profit after income tax expense for the year	-	302,135	302,135
Other comprehensive income for the year, net of tax	-	-	-
Total comprehensive income for the year	-	302,135	302,135
Balance at 30 June 2021	<u>2</u>	<u>1,131,535</u>	<u>1,131,537</u>
	Issued capital \$	Retained earnings \$	Total equity \$
Balance at 1 July 2021	2	1,131,535	1,131,537
Profit after income tax expense for the year	-	48,757	48,757
Other comprehensive income for the year, net of tax	-	-	-
Total comprehensive income for the year	-	48,757	48,757
<i>Transactions with members in their capacity as members:</i>			
Dividends paid (note 18)	-	(1,131,537)	(1,131,537)
Balance at 30 June 2022	<u>2</u>	<u>48,755</u>	<u>48,757</u>

The above statement of changes in equity should be read in conjunction with the accompanying notes

TriCare Annerley Aged Care Pty. Ltd.
Statement of cash flows
For the year ended 30 June 2022

	Note	2022 \$	2021 \$
Cash flows from operating activities			
Receipts from customers (inclusive of GST)		5,728,457	4,872,461
Payments to suppliers and employees (inclusive of GST)		<u>(5,315,977)</u>	<u>(3,985,572)</u>
		412,480	886,889
Interest received		28,502	-
Interest and other finance costs paid		(60,412)	(117,356)
Income taxes paid		<u>(161,055)</u>	<u>(78,198)</u>
Net cash from operating activities		<u>219,515</u>	<u>691,335</u>
Cash flows from investing activities			
Payments for investments		<u>(1,011,240)</u>	-
Net cash used in investing activities		<u>(1,011,240)</u>	-
Cash flows from financing activities			
Net proceeds from/(repayment of) related party loans		(353,767)	(54,222)
Payment of lease liabilities		(297,790)	(353,708)
Net proceeds from/(repayment of) resident refundable accommodation bonds		660,597	(351,053)
Net repayment/(funding) of investment loans to related parties		1,841,710	-
Net proceeds from/(repayment of) equity loans from related parties		<u>-</u>	<u>64,968</u>
Net cash from/(used in) financing activities		<u>1,850,750</u>	<u>(694,015)</u>
Net increase/(decrease) in cash and cash equivalents		1,059,025	(2,680)
Cash and cash equivalents at the beginning of the financial year		<u>505</u>	<u>3,185</u>
Cash and cash equivalents at the end of the financial year	7	<u><u>1,059,530</u></u>	<u><u>505</u></u>

The above statement of cash flows should be read in conjunction with the accompanying notes

Note 1. Significant accounting policies

The principal accounting policies adopted in the preparation of the financial statements are set out either in the respective notes or below. These policies have been consistently applied to all the years presented, unless otherwise stated.

New or amended Accounting Standards and Interpretations adopted

The Company has adopted all of the new or amended Accounting Standards and Interpretations issued by the Australian Accounting Standards Board ('AASB') that are mandatory for the current reporting period.

Any new or amended Accounting Standards or Interpretations that are not yet mandatory have not been early adopted.

Going concern

The balance sheet of the Company discloses total current assets of \$2,736,414 (2021: \$1,382,064) and total current liabilities of \$4,043,109 (2021: \$2,443,436), resulting in a deficit of current assets to current liabilities of \$1,306,695 (2021: \$1,061,372). This largely arises because refundable accommodation deposits are classified in full as a current liability as required by ASIC, whereas the asset to which the loans related, Financial Assets are classified as a non-current asset. The significant majority of residents, including those that have made a refundable accommodation deposit, reside at the aged care facility for greater than 12 months, meaning the classification of refundable accommodation deposit liability as a current liability is not a true and fair classification, and grossly overstates the current liability amount. After excluding refundable accommodation deposits of \$2,070,630 and dividends payable of \$1,131,537 included in current liabilities, current assets exceed current liabilities by \$1,895,472 (2021: \$348,661). Considering available information, the directors have concluded there are reasonable grounds to believe that the Company will be able to pay its debts when they fall due and payable and the basis of preparation of the financial report on a going concern basis is appropriate.

Basis of preparation

These general purpose financial statements have been prepared in accordance with the Australian Accounting Standards - Simplified Disclosures issued by the Australian Accounting Standards Board ('AASB') and the Corporations Act 2001, as appropriate for for-profit oriented entities.

Critical accounting estimates

The preparation of the financial statements requires the use of certain critical accounting estimates. It also requires management to exercise its judgement in the process of applying the Company's accounting policies. The areas involving a higher degree of judgement or complexity, or areas where assumptions and estimates are significant to the financial statements, are disclosed in note 2.

Current and non-current classification

Assets and liabilities are presented in the statement of financial position based on current and non-current classification.

An asset is classified as current when:

- it is either expected to be realised or intended to be sold or consumed in the Company's normal operating cycle;
- it is held primarily for the purpose of trading; it is expected to be realised within 12 months after the reporting period;
- or the asset is cash or cash equivalent unless restricted from being exchanged or used to settle a liability for at least 12 months after the reporting period.

All other assets are classified as non-current.

A liability is classified as current when:

- it is either expected to be settled in the Company's normal operating cycle;
- it is held primarily for the purpose of trading;
- it is due to be settled within 12 months after the reporting period;
- or there is no unconditional right to defer the settlement of the liability for at least 12 months after the reporting period.

All other liabilities are classified as non-current.

Deferred tax assets and liabilities are always classified as non-current.

Note 1. Significant accounting policies (continued)

Financial assets

Financial assets are initially measured at fair value. Transaction costs are included as part of the initial measurement, except for financial assets at fair value through profit or loss. Such assets are subsequently measured at either amortised cost or fair value depending on their classification. Classification is determined based on both the business model within which such assets are held and the contractual cash flow characteristics of the financial asset unless an accounting mismatch is being avoided.

Financial assets are derecognised when the rights to receive cash flows have expired or have been transferred and the Company has transferred substantially all the risks and rewards of ownership. When there is no reasonable expectation of recovering part or all of a financial asset, its carrying value is written off.

Financial assets at amortised cost

A financial asset is measured at amortised cost only if both of the following conditions are met:

- (i) it is held within a business model whose objective is to hold assets in order to collect contractual cash flows; and
- (ii) the contractual terms of the financial asset represent contractual cash flows that are solely payments of principal and interest.

Impairment of financial assets

The Company recognises a loss allowance for expected credit losses on financial assets which are either measured at amortised cost or fair value through other comprehensive income. The measurement of the loss allowance depends upon the Company's assessment at the end of each reporting period as to whether the financial instrument's credit risk has increased significantly since initial recognition, based on reasonable and supportable information that is available, without undue cost or effort to obtain.

Where there has not been a significant increase in exposure to credit risk since initial recognition, a 12-month expected credit loss allowance is estimated. This represents a portion of the asset's lifetime expected credit losses that is attributable to a default event that is possible within the next 12 months. Where a financial asset has become credit impaired or where it is determined that credit risk has increased significantly, the loss allowance is based on the asset's lifetime expected credit losses. The amount of expected credit loss recognised is measured on the basis of the probability weighted present value of anticipated cash shortfalls over the life of the instrument discounted at the original effective interest rate.

Goods and Services Tax ('GST') and other similar taxes

Revenues, expenses and assets are recognised net of the amount of associated GST, unless the GST incurred is not recoverable from the tax authority. In this case it is recognised as part of the cost of the acquisition of the asset or as part of the expense.

Receivables and payables are stated inclusive of the amount of GST receivable or payable. The net amount of GST recoverable from, or payable to, the tax authority is included in other receivables or other payables in the statement of financial position.

Cash flows are presented on a gross basis. The GST components of cash flows arising from investing or financing activities which are recoverable from, or payable to the tax authority, are presented as operating cash flows.

Commitments and contingencies are disclosed net of the amount of GST recoverable from, or payable to, the tax authority.

Note 2. Critical accounting judgements, estimates and assumptions

The preparation of the financial statements requires management to make judgements, estimates and assumptions that affect the reported amounts in the financial statements. Management continually evaluates its judgements and estimates in relation to assets, liabilities, contingent liabilities, revenue and expenses. Management bases its judgements, estimates and assumptions on historical experience and on other various factors, including expectations of future events, management believes to be reasonable under the circumstances. The resulting accounting judgements and estimates will seldom equal the related actual results. The judgements, estimates and assumptions that have a significant risk of causing a material adjustment to the carrying amounts of assets and liabilities (refer to the respective notes) within the next financial year are discussed below.

Lease imputed interest rate

Following the adoption of AASB 16 from 1 July 2019, the Company has determined the use of the Maximum Permissible Interest Rate (" MPIR") as the interest rate to be used in the calculation of the imputed revenue on RAD and bond balances. The MPIR is a rate set by the Government and is used to calculate the Daily Accommodation Payment to applicable residents.

Note 3. Revenue

	2022 \$	2021 \$
Revenue from contracts with customers		
<i>Government Revenue</i>		
Government subsidy income	3,905,695	3,416,610
Capital funding receipts	820,653	733,588
	<u>4,726,348</u>	<u>4,150,198</u>
Resident and respite fees	<u>1,004,373</u>	<u>845,689</u>
Total revenue	<u>5,730,721</u>	<u>4,995,887</u>
	2022 \$	2021 \$
<i>Timing of revenue recognition</i>		
At a point in time	-	-
Over time	<u>5,730,721</u>	<u>4,995,886</u>
	<u>5,730,721</u>	<u>4,995,886</u>

Accounting policy for revenue recognition

The Company recognises revenue as follows:

Revenue from contracts with customers

Revenue is recognised at an amount that reflects the consideration to which the Company is expected to be entitled in exchange for transferring goods or services to a customer. For each contract with a customer, the Company:

- identifies the contract with a customer; identifies the performance obligations in the contract;
- determines the transaction price which takes into account estimates of variable consideration and the time value of money;
- allocates the transaction price to the separate performance obligations on the basis of the relative stand-alone selling price of each distinct good or service to be delivered; and
- recognises revenue when or as each performance obligation is satisfied in a manner that depicts the transfer to the customer of the goods or services promised.

TriCare Annerley Aged Care Pty. Ltd.
Notes to the financial statements
30 June 2022

Note 3. Revenue (continued)

Variable consideration within the transaction price, if any, reflects concessions provided to the customer such as discounts, rebates and refunds, any potential bonuses receivable from the customer and any other contingent events. Such estimates are determined using either the 'expected value' or 'most likely amount' method. The measurement of variable consideration is subject to a constraining principle whereby revenue will only be recognised to the extent that it is highly probable that a significant reversal in the amount of cumulative revenue recognised will not occur. The measurement constraint continues until the uncertainty associated with the variable consideration is subsequently resolved. Amounts received that are subject to the constraining principle are recognised as a refund liability.

Sale of goods

Revenue from the sale of goods is recognised at the point in time when the customer obtains control of the goods, which is generally at the time of delivery.

Rendering of services

Revenue from a contract to provide services is recognised over time as the services are rendered based on either a fixed price or an hourly rate.

Government revenue

Government subsidy income

The Federal Government assesses the Company's entitlement to revenue in accordance with the provisions of the Aged Care Act 1997. The subsidy received is based on the Aged Care Funding Instrument (ACFI) assessment and recognised on an ongoing daily basis. The Federal Government also calculates certain accommodation supplements and other supplements on a per resident per day basis. The amount of Government revenue received is determined by Federal Government regulation rather than a direct contract with a customer. The funding is determined by a range of factors, including the residents care needs; whether the home has been significantly refurbished; levels of supported resident ratios at the home; and the financial means of the resident.

Capital funding receipts

Capital funding subsidies include a capital component to assist the care provider in the maintenance and upgrading of facilities to meet accreditation standards.

Other Government funding

Payment for the provision of transitional care under the State Government's Transitional Care Program (TCP). This is for the provision of time- limited, goal- oriented and therapy- focused packages of services to older people after a hospital stay.

Resident and respite fees

Resident respite fees and basic daily fees are a daily living expense paid as a contribution towards the provision of care and accommodation in accordance with the Aged Care Act 1997. These fees are calculated daily in accordance with the rates set by Federal Government and invoiced on a monthly basis. In addition to the basic daily fee, if the resident has been assessed by the Federal Government as having the financial means, an additional means tested care fee is payable by the resident as a contribution to their care fees. This is also calculated on a daily basis and invoiced monthly.

Note 4. Other income

	2022 \$	2021 \$
Interest income - related entities	28,502	-
Other trading income	1,233	1,477
Imputed income on RAD and bond balances	85,844	81,984
Other income	<u>115,579</u>	<u>83,461</u>

Interest

Interest revenue is recognised as interest accrues using the effective interest method. This is a method of calculating the amortised cost of a financial asset and allocating the interest income over the relevant period using the effective interest rate, which is the rate that exactly discounts estimated future cash receipts through the expected life of the financial asset to the net carrying amount of the financial asset.

TriCare Annerley Aged Care Pty. Ltd.
Notes to the financial statements
30 June 2022

Note 4. Other income (continued)

Other revenue

Other revenue is recognised when it is received or when the right to receive payment is established.

Imputed income on RAD and Bond Balances under AASB 16

For residents who have chosen a RAD or Bond arrangement to receive residential aged care services, the Company has determined that following the adoption of AASB 16, these are lease arrangements for accounting purposes with the Company acting as the lessor. The Company has recognised as revenue an imputed non-cash income charge for accommodation revenue representing the resident's right to occupy a room under the arrangement. The accounting treatment required a non-cash increase in revenue for accommodation and a non-cash increase in finance cost on the outstanding RAD and Bond balances, with no net impact on the result for the period.

Note 5. Expenses

	2022 \$	2021 \$
Profit before income tax includes the following specific expenses:		
<i>Finance costs:</i>		
RAD/accommodation bond settlement interest expense	4,202	6,469
Imputed interest expense on RAD and bond balances under AASB 16	85,844	81,984
Loan interest - related entities	-	3,795
Lease liability interest	56,210	107,092
Total finance costs	<u>146,256</u>	<u>199,340</u>

Note 6. Income tax

	2022 \$	2021 \$
<i>Income tax expense:</i>		
Current tax	25,839	161,054
Deferred tax	(5,543)	6,968
Aggregate income tax expense	<u>20,296</u>	<u>168,022</u>
Deferred tax included in income tax expense comprises:		
Decrease/(increase) in deferred tax assets	(5,543)	6,968
<i>Numerical reconciliation of income tax expense and tax at the statutory rate</i>		
Profit before income tax expense	<u>69,053</u>	<u>470,157</u>
Tax at the statutory tax rate of 30%	20,716	141,047
Tax effect amounts which are not deductible/(taxable) in calculating taxable income:		
Other non-allowable items	(420)	11,574
Under provision in respect of prior year	-	15,401
Income tax expense	<u>20,296</u>	<u>168,022</u>

Note 6. Income tax (continued)

	2022 \$	2021 \$
<i>Deferred tax asset</i>		
Deferred tax asset comprises temporary differences attributable to:		
Amounts recognised in profit or loss:		
Provisions- employee benefits	134,024	134,679
Other	4,509	(1,689)
Deferred tax asset	<u>138,533</u>	<u>132,990</u>
Movements:		
Opening balance	132,990	139,958
Credited/(charged) to profit or loss	5,543	(6,968)
Closing balance	<u>138,533</u>	<u>132,990</u>

Accounting policy for income tax

The income tax expense or benefit for the period is the tax payable on that period's taxable income based on the applicable income tax rate for each jurisdiction, adjusted by the changes in deferred tax assets and liabilities attributable to temporary differences, unused tax losses and the adjustment recognised for prior periods, where applicable.

Deferred tax assets and liabilities are recognised for temporary differences at the tax rates expected to be applied when the assets are recovered or liabilities are settled, based on those tax rates that are enacted or substantively enacted, except for:

- When the deferred income tax asset or liability arises from the initial recognition of goodwill or an asset or liability in a transaction that is not a business combination and that, at the time of the transaction, affects neither the accounting nor taxable profits; or
- When the taxable temporary difference is associated with interests in subsidiaries, associates or joint ventures, and the timing of the reversal can be controlled and it is probable that the temporary difference will not reverse in the foreseeable future.

Deferred tax assets are recognised for deductible temporary differences and unused tax losses only if it is probable that future taxable amounts will be available to utilise those temporary differences and losses.

The carrying amount of recognised and unrecognised deferred tax assets are reviewed at each reporting date. Deferred tax assets recognised are reduced to the extent that it is no longer probable that future taxable profits will be available for the carrying amount to be recovered. Previously unrecognised deferred tax assets are recognised to the extent that it is probable that there are future taxable profits available to recover the asset.

Deferred tax assets and liabilities are offset only where there is a legally enforceable right to offset current tax assets against current tax liabilities and deferred tax assets against deferred tax liabilities; and they relate to the same taxable authority on either the same taxable entity or different taxable entities which intend to settle simultaneously.

Verthun Pty Limited and its wholly-owned Australian controlled entities have formed an income tax consolidated group under the tax consolidation legislation. Each entity in the group recognises its own current and deferred tax assets and liabilities. Such taxes are measured using the 'stand-alone taxpayer' approach to allocation. Current tax liabilities (assets) and deferred tax assets arising from unused tax losses and tax credits in the subsidiaries are immediately transferred to the head entity. The group notified the Australian Tax Office that it had formed an income tax consolidated group to apply from 1 July 2003. The tax consolidated group has entered a tax funding arrangement whereby each company in the group contributes to the income tax payable by the group in proportion to their contribution to the group's taxable income. Differences between the amounts of net tax assets and liabilities derecognised and the net amounts recognised pursuant to the funding arrangement are recognised as either a contribution by, or distribution to the head entity.

TriCare Annerley Aged Care Pty. Ltd. joined the tax consolidated group on 1 July 2015.

TriCare Annerley Aged Care Pty. Ltd.
Notes to the financial statements
30 June 2022

Note 7. Cash and cash equivalents

	2022 \$	2021 \$
<i>Current assets</i>		
Cash at bank	140	505
Cash equivalents	1,059,390	-
	<u>1,059,530</u>	<u>505</u>

Accounting policy for cash and cash equivalents

Cash and cash equivalents includes cash on hand, deposits held at call with financial institutions, other short-term, highly liquid investments with original maturities of three months or less that are readily convertible to known amounts of cash and which are subject to an insignificant risk of changes in value.

Cash equivalents accrue interest at a rate of 0.60%.

Note 8. Trade and other receivables

	2022 \$	2021 \$
<i>Current assets</i>		
At amortised costs:		
Trade receivables	180,013	176,160
Other receivables	1,122	1,477
Receivable from related entities *	1,495,749	1,200,000
	<u>1,676,884</u>	<u>1,377,637</u>

* Unsecured interest free at call loans.

Accounting policy for trade and other receivables

Trade receivables are initially recognised at fair value and subsequently measured at amortised cost using the effective interest method, less any allowance for expected credit losses. Trade receivables are generally due for settlement within 30 days.

The Company has applied the simplified approach to measuring expected credit losses, which uses a lifetime expected loss allowance. To measure the expected credit losses, trade receivables have been grouped based on days overdue.

Other receivables are recognised at amortised cost, less any allowance for expected credit losses.

There are no expected credit losses in the Company's financial assets.

Note 9. Other current assets

	2022 \$	2021 \$
<i>Current assets</i>		
Prepayments	-	3,922
	<u>-</u>	<u>3,922</u>

TriCare Annerley Aged Care Pty. Ltd.
Notes to the financial statements
30 June 2022

Note 10. Investments

	2022 \$	2021 \$
<i>Non-current assets</i>		
<i>At amortised cost:</i>		
Investment loan to related entity - unsecured	-	1,841,710

Investment loan to related entity - unsecured

There is no formal contractual terms relating to intergroup transfers of loan funds to related entities. Such transactions are in the nature of Investment Loans as no interest is payable and repayment of funds is dependent on sufficient cash resources and working capital. AASB 9: *Financial Instruments* is not applicable to these financial assets.

Note 11. Financial assets

	2022 \$	2021 \$
<i>Non-current assets</i>		
<i>At amortised cost:</i>		
Loans and receivables	1,011,240	-

Loans and receivables

These unsecured loans are made to related entities and receive interest at 2.19% (2021: 7%). These loans are subject to annual review in August and were reviewed in June 2022 and will again be reviewed before 31 August 2023.

Note 12. Right of use assets

The Company's lease portfolio includes buildings. These leases have an average of 10 years as their lease term.

AASB 16 related amounts recognised in the balance sheet:

	2022 \$	2021 \$
<i>Non-current assets</i>		
Leased buildings	1,970,137	2,353,734
Less: Accumulated depreciation	(1,080,968)	(784,578)
Total right of use asset	889,169	1,569,156

Reconciliations

Reconciliations of the written down values at the beginning and end of the current financial year are set out below:

	Buildings \$	Total \$
Balance at 1 July 2021	1,569,156	1,569,156
Lease modifications	(383,597)	(383,597)
Depreciation expense	(296,390)	(296,390)
Balance at 30 June 2022	889,169	889,169

AASB 16 related amounts recognised in the statement of profit or loss:

The amounts recognised in the statement of profit or loss and other comprehensive income relating to leases where the Company is a lessee are shown below:

Note 12. Right of use assets (continued)

	2022 \$	2021 \$
Interest expense on lease liabilities	56,210	107,092
Depreciation of right-of-use assets	296,390	392,289
	<u>352,600</u>	<u>499,381</u>

AASB 16 related amounts recognised in the statement of cash flows:

	2022 \$	2021 \$
Lease principal payments	297,790	353,708
Interest expense on lease liabilities	56,210	107,092
Total cash outflow for leases	<u>354,000</u>	<u>460,800</u>

Accounting policy for right-of-use assets

A right-of-use asset is recognised at the commencement date of a lease. The right-of-use asset is measured at cost, which comprises the initial amount of the lease liability, adjusted for, as applicable, any lease payments made at or before the commencement date net of any lease incentives received, any initial direct costs incurred, and, except where included in the cost of inventories, an estimate of costs expected to be incurred for dismantling and removing the underlying asset, and restoring the site or asset.

Right-of-use assets are depreciated on a straight-line basis over the unexpired period of the lease or the estimated useful life of the asset, whichever is the shorter. Where the Company expects to obtain ownership of the leased asset at the end of the lease term, the depreciation is over its estimated useful life. Right-of-use assets are subject to impairment or adjusted for any remeasurement of lease liabilities.

The Company has elected not to recognise a right-of-use asset and corresponding lease liability for short-term leases with terms of 12 months or less and leases of low-value assets. Lease payments on these assets are expensed to profit or loss as incurred.

Note 13. Trade and other payables

	2022 \$	2021 \$
<i>Current liabilities</i>		
<i>Unsecured - at amortised cost:</i>		
Trade payables	82,594	56,457
Head entity tax loan account (b), (c)	25,839	161,054
Amounts payable to others (a)	2,070,630	1,410,033
Other payables	(8,432)	819
Dividend payable	1,131,537	-
	<u>3,302,168</u>	<u>1,628,363</u>
<i>Non-current liabilities</i>		
<i>Unsecured - at amortised cost:</i>		
Trade payables (b)	-	58,018
	<u>3,302,168</u>	<u>1,686,381</u>

Note 13. Trade and other payables (continued)

(a):

This amount represents resident aged care refundable accommodation deposits held by the Company. Even though these deposits are not all expected to be repaid within the next 12 months, the Company does not have an unconditional right to defer settlement and therefore has classified these liabilities as current.

(b):

Unsecured at call interest free loans are made from related entities. These loans are subject to annual review in August and were reviewed in June 2022 and will be reviewed again by 31 August 2023.

(c):

The balance represents the amount owing to the head tax entity, Verthun Pty Limited arising from tax consolidation.

Accounting policy for trade and other payables

These amounts represent liabilities for goods and services provided to the Company prior to the end of the financial year and which are unpaid. Due to their short-term nature they are measured at amortised cost and are not discounted. The amounts are unsecured and are usually paid within 30 days of recognition.

Note 14. Provisions

	2022 \$	2021 \$
<i>Current liabilities</i>		
Annual leave	281,784	294,413
Long service leave	150,814	134,235
	<u>432,598</u>	<u>428,648</u>
<i>Non-current liabilities</i>		
Long service leave	14,149	20,283
	<u>446,747</u>	<u>448,931</u>

Contributions to defined contribution plans recognised as an expense in profit and loss in 2022 were \$236,737 (2021: \$216,213).

Accounting policy for employee benefits

Short-term employee benefits

Provision is made for the Company's obligation for short-term employee benefits. Short-term employee benefits are benefits (other than termination benefits) that are expected to be settled wholly before 12 months after the end of the annual reporting period in which the employees render the related service, including wages, salaries and sick leave. Short-term employee benefits are measured at the (undiscounted) amounts expected to be paid when the obligation is settled.

Other long-term employee benefits

Provision is made for employees' long service leave and annual leave entitlements not expected to be settled wholly within 12 months after the end of the annual reporting period in which the employees render the related service. Other long-term employee benefits are measured at the present value of the expected future payments to be made to employees. Expected future payments incorporate anticipated future wage and salary levels, durations of service and employee departures and are discounted at rates determined by reference to market yields at the end of the reporting period on government bonds that have maturity dates that approximate the terms of the obligations. Upon the remeasurement of obligations for other long-term employee benefits, the net change in the obligation is recognised in profit or loss as a part of employee benefits expense.

The Company's obligations for long-term employee benefits are presented as non-current provisions in its statement of financial position, except where the Company does not have an unconditional right to defer settlement for at least 12 months after the end of the reporting period, in which case the obligations are presented as current provisions.

TriCare Annerley Aged Care Pty. Ltd.
Notes to the financial statements
30 June 2022

Note 15. Lease liabilities

	2022 \$	2021 \$
<i>Current liabilities</i>		
<i>At amortised cost:</i>		
Lease liability	<u>308,343</u>	<u>386,425</u>
<i>Non-current liabilities</i>		
<i>At amortised cost:</i>		
Lease liability	<u>669,341</u>	<u>1,272,646</u>
	<u><u>977,684</u></u>	<u><u>1,659,071</u></u>
<i>Future lease payments</i>		
Future lease payments are due as follows:		
Within one year	354,000	460,800
One to five years	708,000	1,382,400
More than five years	-	-
	<u><u>1,062,000</u></u>	<u><u>1,843,200</u></u>

Lease liability

The property lease which commenced in 1 July 2015 is a non-cancellable lease with a 10 year term, with rent payable monthly in advance. There are no contingent rental provisions within the lease agreement that require lease payments to be increased. No option exists to renew the lease at the end of the 10 year term.

Accounting policy for lease liabilities

A lease liability is recognised at the commencement date of a lease. The lease liability is initially recognised at the present value of the lease payments to be made over the term of the lease, discounted using the interest rate implicit in the lease or, if that rate cannot be readily determined, the Company's incremental borrowing rate. Lease payments comprise of fixed payments less any lease incentives receivable, variable lease payments that depend on an index or a rate, amounts expected to be paid under residual value guarantees, exercise price of a purchase option when the exercise of the option is reasonably certain to occur, and any anticipated termination penalties. The variable lease payments that do not depend on an index or a rate are expensed in the period in which they are incurred.

Lease liabilities are measured at amortised cost using the effective interest method. The carrying amounts are remeasured if there is a change in the following: future lease payments arising from a change in an index or a rate used; residual guarantee; lease term; certainty of a purchase option and termination penalties. When a lease liability is remeasured, an adjustment is made to the corresponding right-of use asset, or to profit or loss if the carrying amount of the right-of-use asset is fully written down.

Note 16. Issued capital

	2022 Shares	2021 Shares	2022 \$	2021 \$
Ordinary shares - fully paid	<u>2</u>	<u>2</u>	<u>2</u>	<u>2</u>

Ordinary shares

Ordinary shares entitle the holder to participate in dividends and the proceeds on the winding up of the Company in proportion to the number of and amounts paid on the shares held. The fully paid ordinary shares have no par value and the Company does not have a limited amount of authorised capital.

On a show of hands every member present at a meeting in person or by proxy shall have one vote and upon a poll each share shall have one vote.

TriCare Annerley Aged Care Pty. Ltd.
Notes to the financial statements
30 June 2022

Note 16. Issued capital (continued)

Accounting policy for issued capital
 Ordinary shares are classified as equity.

Incremental costs directly attributable to the issue of new shares or options are shown in equity as a deduction, net of tax, from the proceeds.

Note 17. Retained earnings

	2022 \$	2021 \$
Retained earnings at the beginning of the financial year	1,131,535	829,400
Profit after income tax expense for the year	48,757	302,135
Dividends payable (note 18)	<u>(1,131,537)</u>	<u>-</u>
Retained earnings at the end of the financial year	<u>48,755</u>	<u>1,131,535</u>

Note 18. Dividends

Dividends payable during the financial year were as follows:

	2022 \$	2021 \$
Final dividend payable for the year ended 30 June 2022: Declared on 30 June 2022 of 56,576,850 cents per ordinary share	<u>1,131,537</u>	<u>-</u>

Accounting policy for dividends

Dividends are recognised when declared during the financial year and no longer at the discretion of the Company.

Note 19. Key management personnel disclosures

The total remuneration paid to key management personnel of the Company is \$nil (2021 \$nil). Key management personnel are remunerated by TriCare Limited.

Note 20. Remuneration of auditors

All audit fees are paid by TriCare Limited, a related entity.

Note 21. Contingent income tax liability

Under the tax consolidation system, the head entity of the tax consolidated group, Verthun Pty Limited, is liable for income tax arising in relation to the transactions and other events of a wholly owned subsidiary subsequent to the adoption of tax consolidations.

However, a potential contingent liability exists for each entity in the tax consolidated group as they are jointly and severally liable for the income tax liability of the group should the head entity default on its obligation under the legislation.

Note 22. Related party transactions

Transactions between related parties are on normal commercial terms and conditions no more favourable than those available to other parties unless otherwise stated.

Parent entity and ultimate controlling entity

The Company is controlled by TriCare Limited, a related entity. The ultimate controlling entity is Verthun Pty Limited.

TriCare Annerley Aged Care Pty. Ltd.
Notes to the financial statements
30 June 2022

Note 22. Related party transactions (continued)

Key management personnel

Disclosures relating to key management personnel are set out in note 19.

Transactions with related parties

The following transactions occurred with related parties:

	2022	2021
	\$	\$
Other transactions:		
Interest received - TriCare (Annerley) Pty Ltd	22,146	-
Interest received - TriCare (Finance) Pty Ltd	6,356	-
Interest paid to TriCare Bundaberg Aged Care Pty Ltd	-	3,796
Workers compensation paid to TriCare (Management) Pty Ltd	66,528	62,517
Administration service fees paid to TriCare Limited	909,600	316,800
Lease rental payments made to TriCare (Annerley) Pty Ltd	354,000	460,800
Hire of plant and equipment fees paid to TriCare Limited	350,000	-
Dividends declared - TriCare (Annerley) Pty Ltd	1,131,537	-
Total	2,840,167	843,913

TriCare Annerley Aged Care Pty. Ltd.
Notes to the financial statements
30 June 2022

Note 22. Related party transactions (continued)

Related party loans

During the financial year the Company engaged in unsecured, loan fund transactions with related entities. The aggregate amounts recognised are as follows:

	2022 \$	2021 \$
Cash equivalents		
Current:		
TriCare (Finance) Pty Ltd***	1,059,390	-
Total	1,059,390	-
Trade and other receivables #		
Current		
Amount receivable from:		
TriCare (Homes) Pty Ltd *	1,495,749	1,200,000
Total	1,495,749	1,200,000
Investments #		
Non-current		
Amounts receivable from:		
TriCare (Homes) Pty Ltd *	-	1,841,710
Total	-	1,841,710
Financial Assets		
Non-current		
Amount receivables from:		
TriCare (Annerley) Pty Ltd**	1,011,240	-
Total	1,011,240	-
Trade and other payables #		
Current		
Amounts payable to:		
TriCare (Annerley) Pty Ltd - Dividend payable	1,131,537	-
TriCare Limited - Head entity tax loan account *	25,839	161,054
Total	1,157,376	161,054
Non-current		
Amounts payable to:		
TriCare Limited *	-	54,222
Tricare Bundaberg Aged Care Pty Ltd	-	3,796
Total	-	58,018

Note 22. Related party transactions (continued)

* Unsecured at call interest free loans.

All loan account and borrowings movements were in relation to amounts received/(paid). There were no other loan movements or interest received/(paid) on these loans during the year.

** These loans receive/(incur) interest of 2.19% (2021: 7%). Refer to note 22 for interest received/(paid) loan movement, the remaining balance of the loan movement represents amounts received/(paid) on these loans during the year.

*** These balances receive interest of 0.60% (2021: Nil%). Refer other transactions in note 22 for interest accrued during the year

Terms and conditions

All transactions were made on normal commercial terms and conditions and at market rates.

Note 23. Events after the reporting period

No matter or circumstance has arisen since 30 June 2022 that has significantly affected, or may significantly affect the Company's operations, the results of those operations, or the Company's state of affairs in future financial years.

Note 24. Segment information

The approved provider delivers only residential aged care services and this general purpose financial report related only to such operations.

TriCare Annerley Aged Care Pty. Ltd.
Directors' declaration
30 June 2022

In the Directors' opinion:

- the attached financial statements and notes comply with the Corporations Act 2001, the Australian Accounting Standards - Simplified Disclosures, the Corporations Regulations 2001 and other mandatory professional reporting requirements;
- the attached financial statements and notes give a true and fair view of the Company's financial position as at 30 June 2022 and of its performance for the financial year ended on that date; and
- there are reasonable grounds to believe that the Company will be able to pay its debts as and when they become due and payable.

Signed in accordance with a resolution of Directors made pursuant to section 295(5)(a) of the Corporations Act 2001.

On behalf of the Directors



Peter Joseph O'Shea
Director

21 October 2022

Independent Auditor's Report to the Members of TriCare Annerley Aged Care Pty. Ltd.

Report on the Audit of the Financial Report

Opinion

We have audited the financial report of TriCare Annerley Aged Care Pty. Ltd. (the Company), which comprises the statement of financial position as at 30 June 2022, the statement of profit or loss and other comprehensive income, statement of changes in equity and the statement of cash flows for the year then ended, and notes to the financial statements, including a summary of significant accounting policies, and the Directors' declaration.

In our opinion, the accompanying financial report of TriCare Annerley Aged Care Pty. Ltd. is in accordance with the *Corporations Act 2001*, including:

- (i) giving a true and fair view of the Company's financial position as at 30 June 2022 and of its financial performance for the year then ended; and
- (ii) complying with Australian Accounting Standards – AASB 1060: *General Purpose Financial Statements - Simplified Disclosure for For-Profit and Not-for-Profit Tier 2 Entities* and the *Corporations Regulations 2001*.

Basis for Opinion

We conducted our audit in accordance with Australian Auditing Standards. Our responsibilities under those standards are further described in the Auditor's Responsibilities for the Audit of the Financial Report section of our report. We are independent of the Company in accordance with the auditor independence requirements of the *Corporations Act 2001* and the ethical requirements of the Accounting Professional and Ethical Standards Board's APES 110 *Code of Ethics for Professional Accountants (including Independence Standards)* (the Code) that are relevant to our audit of the financial report in Australia. We have also fulfilled our other ethical responsibilities in accordance with the Code.

We confirm that the independence declaration required by the *Corporations Act 2001*, which has been given to the Directors of the Company, would be in the same terms if given to the Directors as at the time of this auditor's report.

We believe that the audit evidence we have obtained is sufficient and appropriate to provide a basis for our opinion.

Information Other than the Financial Report and Auditor's Report Thereon


The Directors are responsible for the other information. The other information comprises the information included in the Company's annual report for the year ended 30 June 2022, but does not include the financial report and our auditor's report thereon.

Our opinion on the financial report does not cover the other information and accordingly we do not express any form of assurance conclusion thereon.

Nexia Brisbane Audit Pty Ltd
Registered Audit Company 299289
Level 28, 10 Eagle Street
Brisbane QLD 4000
GPO Box 1189
Brisbane QLD 4001
p +61 7 3229 2022
f +61 7 3229 3277
e email@nexiabrisbane.com.au
w nexia.com.au

Nexia Brisbane Audit Pty Ltd (ABN 49 115 261 722) is a firm of Chartered Accountants. It is affiliated with, but independent from Nexia Australia Pty Ltd. Nexia Australia Pty Ltd is a member of Nexia International, a leading, global network of independent accounting and consulting firms. For more information please see www.nexia.com.au/legal. Neither Nexia International nor Nexia Australia Pty Ltd provide services to clients.

Liability limited under a scheme approved under Professional Standards Legislation.



Independent Auditor's Report to the Members of TriCare Annerley Aged Care Pty. Ltd. (continued)

In connection with our audit of the financial report, our responsibility is to read the other information and, in doing so, consider whether the other information is materially inconsistent with the financial report or our knowledge obtained in the audit or otherwise appears to be materially misstated.

If, based on the work we have performed, we conclude that there is a material misstatement of this other information, we are required to report that fact. We have nothing to report in this regard.

Directors Responsibility for the Financial Report

The Directors of the Company are responsible for the preparation of the financial report that gives a true and fair view in accordance with Australian Accounting Standards – AASB 1060: *General Purpose Financial Statements – Simplified Disclosures for For-Profit and Not-for-Profit Tier 2 Entities* and the *Corporations Act 2001* and for such internal control as the Directors determine is necessary to enable the preparation of a financial report that gives a true and fair view and is free from material misstatement, whether due to fraud or error.


In preparing the financial report, the Directors are responsible for assessing the Company's ability to continue as a going concern, disclosing, as applicable, matters related to going concern and using the going concern basis of accounting unless the Directors either intend to liquidate the Company or to cease operations, or have no realistic alternative but to do so.

Auditor's Responsibility for the Audit of the Financial Report

Our objectives are to obtain reasonable assurance about whether the financial report as a whole is free from material misstatement, whether due to fraud or error, and to issue an auditor's report that includes our opinion. Reasonable assurance is a high level of assurance, but is not a guarantee that an audit conducted in accordance with the Australian Auditing Standards will always detect a material misstatement when it exists. Misstatements can arise from fraud or error and are considered material if, individually or in the aggregate, they could reasonably be expected to influence the economic decisions of users taken on the basis of this financial report.

As part of an audit in accordance with the Australian Auditing Standards, we exercise professional judgement and maintain professional scepticism throughout the audit. We also:

- Identify and assess the risks of material misstatement of the financial report, whether due to fraud or error, design and perform audit procedures responsive to those risks, and obtain audit evidence that is sufficient and appropriate to provide a basis for our opinion. The risk of not detecting a material misstatement resulting from fraud is higher than for one resulting from error, as fraud may involve collusion, forgery, intentional omissions, misrepresentations, or the override of internal control.
- Obtain an understanding of internal control relevant to the audit in order to design audit procedures that are appropriate in the circumstances, but not for the purpose of expressing an opinion on the effectiveness of the Company's internal control.
- Evaluate the appropriateness of accounting policies used and the reasonableness of accounting estimates and related disclosures made by the Directors.



Independent Auditor's Report to the Members of TriCare Annerley Aged Care Pty. Ltd. (continued)

- Conclude on the appropriateness of the Director's use of the going concern basis of accounting and, based on the audit evidence obtained, whether a material uncertainty exists related to events or conditions that may cast significant doubt on the Company's ability to continue as a going concern. If we conclude that a material uncertainty exists, we are required to draw attention in our auditor's report to the related disclosures in the financial report or, if such disclosures are inadequate, to modify our opinion. Our conclusions are based on the audit evidence obtained up to the date of our auditor's report. However, future events or conditions may cause the Company to cease to continue as a going concern.
- Evaluate the overall presentation, structure and content of the financial report, including the disclosures, and whether the financial report represents the underlying transactions and events in a manner that achieves fair presentation.

We communicate with the Directors regarding, among other matters, the planned scope and timing of the audit and significant audit findings, including any significant deficiencies in internal control that we identify during our audit.

Nexia Brisbane Audit Pty Ltd

Nexia Brisbane Audit Pty Ltd



Ann-Maree Robertson
Director

Level 28, 10 Eagle Street,
Brisbane, QLD, 4000

Date: 21 October 2022